

Portable power quality analysis center

Features

- 7" touchscreen - ergonomic and intuitive graphical user interface.
- Over 10 years of recording.
- CAT IV 600 V measurement category - high safety.
- All parameters according to class S - high accuracy of measurements.
- Li-Ion rechargeable battery - higher mobility.
- Powering from measured network - reliability of measurements.
- Removable memory card - recording data with no restrictions.
- Quick setup and reporting - ease of use.
- Cooperation with desktop Sonel Analysis software - extended data analysis.

Measured parameters

- Inrush current.
- Inverter efficiency.
- Voltages L1, L2, L3, N, PE (five measurement inputs) – average, minimum, maximum and instant values within the range up to 760 V, interoperability with voltage transducers.
- Currents L1, L2, L3, N (four measurement inputs) – average, minimum and maximum values, current measurement within the range up to 6 kA (depending on applied current clamp), interoperability with current transducers.
- Crest factors for current CFI and voltage CFU.
- Frequency within the range of 40...70 Hz.
- Active (P), reactive (Q), distortion (D) and apparent (S) power with the type of reactive power (capacitive and inductive).
- Active (E_p), reactive (E_q) and apparent (E_s) energy.
- Power factor PF, $\cos\phi$, $\tan\phi$.
- Harmonics up to the 50th order of voltage and current.
- Event logging for current and voltage along with oscillograms and half-period RMS charts.
- Energy cost calculator.
- ...and much more.
- All parameters are recorded in compliance with class S according to IEC 61000-4-30 standard



Wide range of mains to analyze

- With rated frequency 50/60 Hz
- With rated voltages: 58/100 V, 64/110 V, 110/190 V, 115/200 V, 120/208 V, 127/220 V, 133/230 V, 220/380 V, 230/400 V, 240/415 V, 254/440 V, 290/500 V, 400/690 V
- Direct current
- Systems:
 - » single-phase
 - » split-phase with common N
 - » three-phase – WYE with and without N conductor
 - » three-phase – Delta
 - » three-phase – WYE and Delta Aron
 - » with current and voltage transducers




Capabilities

PQM-707 is an autonomous meter allowing versatile measurement, analysis, and registration of energy network (DC and 50/60 Hz) parameters. All parameters are measured I/A/W class S of the IEC 61000-4-30 standard guaranteeing high accuracy of measurements. The **7-inch colour touchscreen** - The largest in this class of analyzers! - enables intuitive and ergonomic operation. Thanks to the built-in lithium-ion battery, the analyzer allows for efficient work during the measurement without the necessity of connecting an external AC adapter.



Displaying data

The analyzer is equipped with a readable colour touchscreen. Its **800 x 480 pixel** resolution provides both high comfort of interacting with the interface and high readability of the measurement results. **The included stylus allows you to work with dielectric gloves.**



Application

The analyzer is directed to a very wide range of users, with particular reference to the maintenance staff. Due to its mobility and autonomy, any problems occurring in the supply networks can be diagnosed on the spot. The analyzer can be used in virtually all kinds of networks with rated voltage from 54 V to 760 V - directly or indirectly via transducers. PQM-707 can be used in the field of professional power engineering, maintenance services in industrial plants, as well as among those providing services focused on network analysis.



Durable and practical casing








The casing has been designed to allow easy access to the touchscreen and all measurement and communication sockets. Folding lid protects the display from damages. Thanks to the IP51 protection degree, the device can be used in difficult conditions - it is not afraid of dust or water splashes.

Parameters

Parameter	Measuring range	Max. resolution	Accuracy
Alternating voltage (TRMS)	0.0...760.0 V	4 significant digits	$\pm 0.5\% U_{nom}$
Crest Factor			
Voltage	1.00...10.00 ($\leq 1,65$ for 690 V)	0.01	$\pm 5\%$
Current	1.00...10.00 (≤ 3.6 for I_{nom})	0.01	$\pm 5\%$
Alternating current (TRMS)	depending on clamp *	$0.01\% I_{nom}$	$\pm 0.2\% I_{nom}$ (error does not account for clamp error)
Frequency	40.00...70.00 Hz	0.01 Hz	± 0.05 Hz
Active, reactive, apparent and distortion power	depending on configuration (transducers, clamps)	4 significant digits	depending on configuration (transducers, clamps)
Active, reactive and apparent energy	depending on configuration (transducers, clamps)	4 significant digits	as power error
cosϕ and power factor (PF)	0.00...1.00	0.01	± 0.03
tanϕ	0.00...10.00	0.01	depends on error of active and reactive power
Harmonics			
Voltage	DC, 1...50	as for alternating voltage True RMS	$\pm 0.15\% U_{nom}$ for m.v. < 3% U_{nom} $\pm 5\%$ m.v. for m.v. $\geq 3\% U_{nom}$
Current	DC, 1...50	as for alternating current True RMS	$\pm 0.5\% I_{nom}$ for m.v. < 10% I_{nom} $\pm 5\%$ m.v. for m.v. $\geq 10\% I_{nom}$
THD			
Voltage	0.0...100.0%	0.1%	$\pm 5\%$
Current	(relative to RMS value)	0.1%	$\pm 5\%$
Flicker index	0.40...10.00	0.01	$\pm 10\%$
Unbalance factor			
Voltage and current	0.0...10.0%	0.1%	$\pm 0,15\%$ (absolute error)
Inrush current			
Current	depending on clamp *	$0.01\% I_{nom}$	$\pm 4\%$ m.v. for m.v. $\geq 10\% I_{nom}$ $\pm 4\% I_{nom}$ for m.v. < 10% I_{nom} (RMS _{1/2})

m.v. – measured value

* F-1A1, F-2A1, F-3A1 clamp: 0...1500 A AC (5000 A_{pp}) • F-1A, F-2A, F-3A clamp: 0...3000 A AC (10 000 A_{pp}) • F-1A6, F-2A6, F-3A6 clamp: 0...6000 A AC (20 000 A_{pp})
C-4A clamp: 0...1000 A AC (3600 A_{pp}) • C-5A clamp: 0...1000 A AC/DC (3600 A_{pp}) • C-6A clamp: 0..10 A AC (36 A_{pp}) • C-7A clamp: 0...100 A AC (360 A_{pp})

							
	C-4A	C-5A	C-6A	C-7A	F-1A1 / F-1A / F-1A6	F-2A1 / F-2A / F-2A6	F-3A1 / F-3A / F-3A6
	WACEGC4AOKR	WACEGC5AOKR	WACEGC6AOKR	WACEGC7AOKR	WACEGF1A1OKR WACEGF1AOKR WACEGF1A6OKR	WACEGF2A1OKR WACEGF2AOKR WACEGF2A6OKR	WACEGF3A1OKR WACEGF3AOKR WACEGF3A6OKR
Rated current	1000 A AC	1000 A AC 1400 A DC	10 A AC	100 A AC	1500 / 3000 / 6000 A AC	1500 / 3000 / 6000 A AC	1500 / 3000 / 6000 A AC
Frequency	30 Hz...10 kHz	DC...5 kHz	40 Hz...10 kHz	40 Hz...1 kHz		40 Hz...10 kHz	
Max. diameter of measured conductor	52 mm	39 mm	20 mm	24 mm	380 mm	250 mm	140 mm
Minimum accuracy	$\leq 0.5\%$	$\leq 1.5\%$	$\leq 1\%$	0.5%		1%	
Battery power	–	✓	–	–		–	
Lead length	2.2 m	2.2 m	2.2 m	3 m		2.5 m	
Measurement category	IV 300 V	IV 300 V	IV 300 V	III 300 V		IV 600 V	
Ingress protection			IP40			IP67	

SONEL ANALYSIS

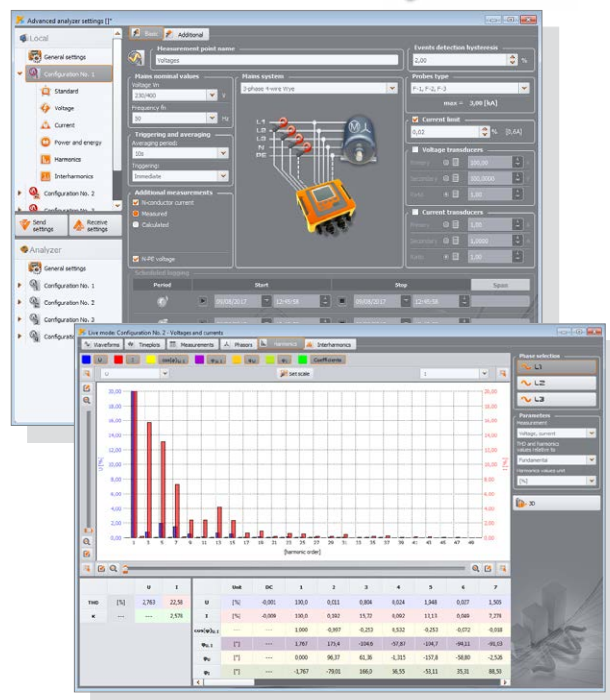


Sonel Analysis software – application delivered as standard accessory, indispensable for working with PQM-series analyzers. It enables:

- analyzer configuration,
- data reading from logger,
- preview of network parameters in real time (with capability of reading via GSM modem),
- deletion of data in the analyzer,
- data presentation in tables,
- data presentation in charts,
- data analysis and generating reports in compliance with standard EN 50160 (reports) and other user defined reference conditions - also for PV micro-installations up to 50 kW, a breakdown for active power states $P > 0$, $P < 0$ and $P = 0$ and taking into account the graphs $Q_1 = f(U_1/U_n)$ and $\cos\phi = f(P/P_n)$,
- independent support of multiple analyzers,
- analyzer firmware updates.

The software enables readout of selected parameters and their visualization in real time. These parameters are measured independently from the registration saved on the memory card. The user can view:

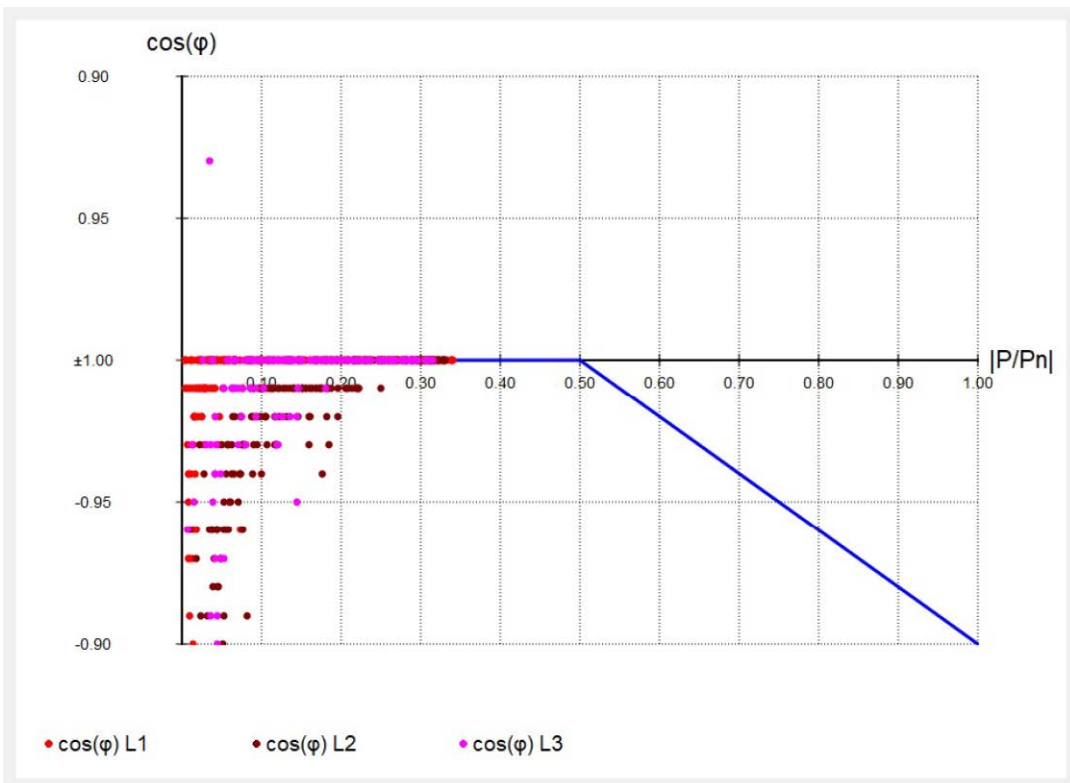
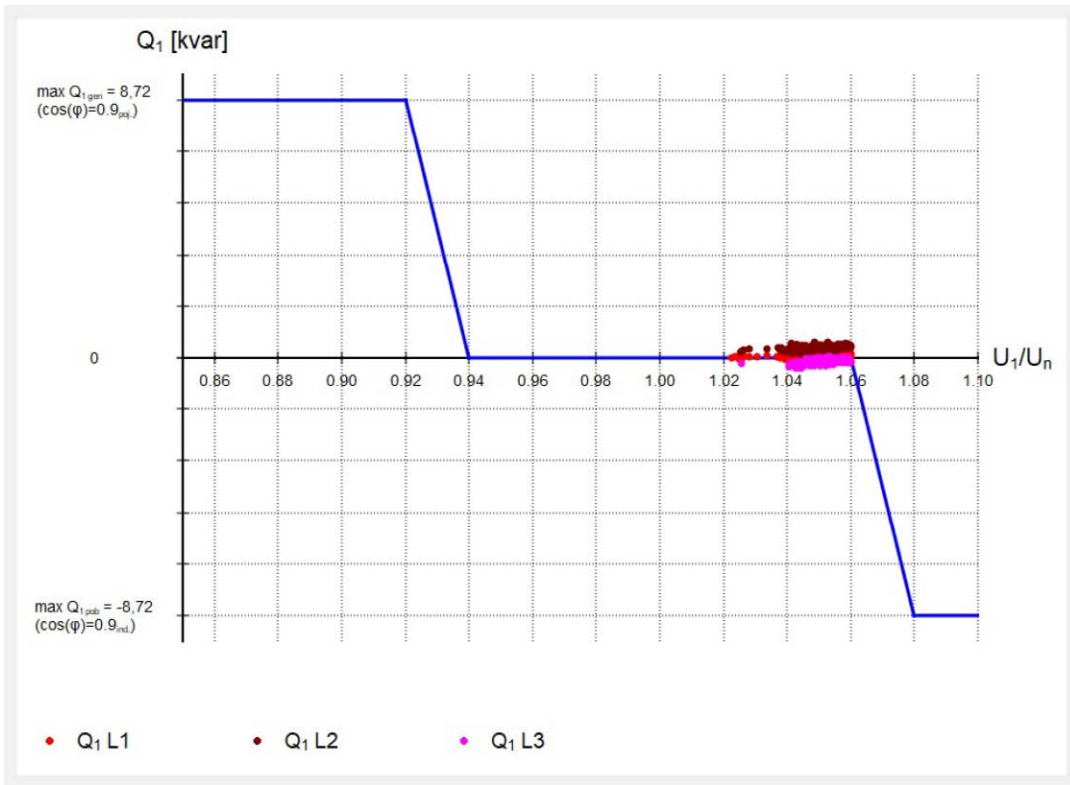
- charts of voltage and current progression (oscilloscope),
- charts of voltage and current over time,
- phasor diagram,
- measurements of multiple parameters,
- harmonics and harmonic powers (estimating the direction of harmonics),
- interharmonics.



REPORT: Micro-installations up to 50 kW (P > 0, power consumption)

GENERAL INFORMATION

Analyzer:	Type: PQM-702 Version: FW1.50HwC Serial number: AZ0025
Report generated using:	SONEL Analysis 4.6.0 BUILD 111
Measurement time (UTC±00:00):	Start: 2021-12-03 16:00:00.000 Stop: 2021-12-10 16:00:00.000 Time: 1w 0d 0h 0m 0s
Number of parameter's samples averaged for every 5 s:	120,960
Number of parameter's samples averaged for every 10 min:	1,008
Number of parameter's samples averaged for every 15 min:	672
Number of parameter's samples averaged for every 2 h:	84
Number of excluded samples:	0 (PLT: 0)
Number of parameter's samples averaged for every 5 s (P > 0, power consumption):	L1 L2 L3 L123-N
Number of parameter's samples averaged for every 10 min (P > 0, power consumption):	28,320 73,329 119,605 119,006
Number of parameter's samples averaged for every 15 min (P > 0, power consumption):	243 682 1,002 994
Number of excluded samples (P > 0, power consumption):	164 459 669 664
	0 0 0 0
Nominal values:	Mains system: 3-phase 4-wire Wye Phase voltage: 230.00 V Phase-to-phase voltage: 400.00 V Frequency: 50.00 Hz Inverter power (3-p): 30.00 kW Insensitivity threshold: 300.00 W
Events limits:	Swells %Un: 10.00 Dips %Un: -10.00 Interruptions %Un: -95.00



Standard accessories



**3 x crocodile clip,
black, 1 kV, 20 A**
WAKROBL20K01

**2 x crocodile clip,
red, 1 kV, 20 A**
WAKRORE20K02



**Crocodile clip,
blue, 1 kV, 20 A**
WAKROBU20K02

**Crocodile clip,
yellow, 1 kV, 20 A**
WAKROYE20K02



**4 x F-3A flex-
ible clamp
(Ø=120 mm) 3 kA**
WACEGF3AOKR



**Test lead with
banana plugs;
1 kV; 2.2 m; black**

L1
WAPRZ2X2BLBBL1

L2
WAPRZ2X2BLBBL2

L3
WAPRZ2X2BLBBL3



**Test lead with ba-
nana plugs;
1 kV; 2.2 m**

blue
WAPRZ2X2BUBB

yellow-green
WAPRZ2X2YEBB



**4 x magnetic volt-
age adapter - set**
WAADAUMAGKPL



**Li-ion recharge-
able battery
11.1 V 3.4 Ah**

WAAKU15



AC-16 line splitter

WAADAAC16



Touchscreen pen

WAPOZTPEN



Storage & carrying

L-4 carrying case
WAFUTL4



**Meter strap
(type L-2)**
WAPOZSZEKPL



Power supply

Z-7 power supply
WAZASZ7

AZ-2 power adapter
(IEC C7 plug / banana
plugs)
WAAZAAZ2

230 V power cord
(IEC C7 plug)
WAPRZLAD230

Battery charging cable
for 12 V car sockets
WAPRZLAD12SAM



**Data transfer
and analysis**


USB cable
WAPRZUSB



SoneI Analysis software
WAPROANALIZA4



**Factory calibra-
tion certificate**



Optional accessories



F-1A flexible clamp
(Φ=360 mm)

1.5 kA: WACEGF1A10KR
3 kA: WACEGF1A0KR
6 kA: WACEGF1A60KR



F-2A flexible clamp
(Φ=235 mm)

1.5 kA: WACEGF2A10KR
3 kA: WACEGF2A0KR
6 kA: WACEGF2A60KR



F-3A flexible clamp
(Φ=120 mm)

1.5 kA: WACEGF3A10KR
3 kA: WACEGF3A0KR
6 kA: WACEGF3A60KR



C-4A clamp
(Ø 52 mm)
1000 A AC

WACEGC4A0KR



C-5A clamp
(Ø 39 mm)
1000 A AC/DC

WACEGC5A0KR



C-6A clamp
(Ø 20 mm)
10 A AC

WACEGC6A0KR



C-7A clamp
(Ø 24 mm)
100 A AC

WACEGC7A0KR



L2 carrying case
for clamps

WAWALL2



**Magnetic volt-
age adapter**

black
WAADAUMAGKBL
blue
WAADAUMAGKBU



Pin probe, blue 1 kV
(banana socket)

black / blue / red / yellow
WASONBLOGB1
WASONBUOGB1
WASONREOGB1
WASONYEOGB1



**ASX-1 piercing
adapter – set (4 pcs)**

WAADAPRZASX1KPL



**Voltage adapter
with M4/M6
thread - set 5 pcs**

WAADAM4M6



Flat test clip
(grip - banana
socket) (5 pcs)

WASONKCB1KPL



**Test clips with steel
jaws – set (5 pcs)**

WASONKGB1KPL



**Adapter for control
terminals (5 pcs)**

WAADAPRZKPL1



**AGT-16C three-
phase socket adapt-
er 16 A / 32 A (PEN)**

WAADAAGT16C
WAADAAGT32C



**AGT-16P three-
phase socket
adapter 16 A / 32 A**

WAADAAGT16P
WAADAAGT32P



**AGT-63P three-
phase socket
adapter 63 A**

WAADAAGT63P



**AGT-16T indus-
trial socket adapter
16 A / 32 A**

WAADAAGT16T
WAADAAGT32T



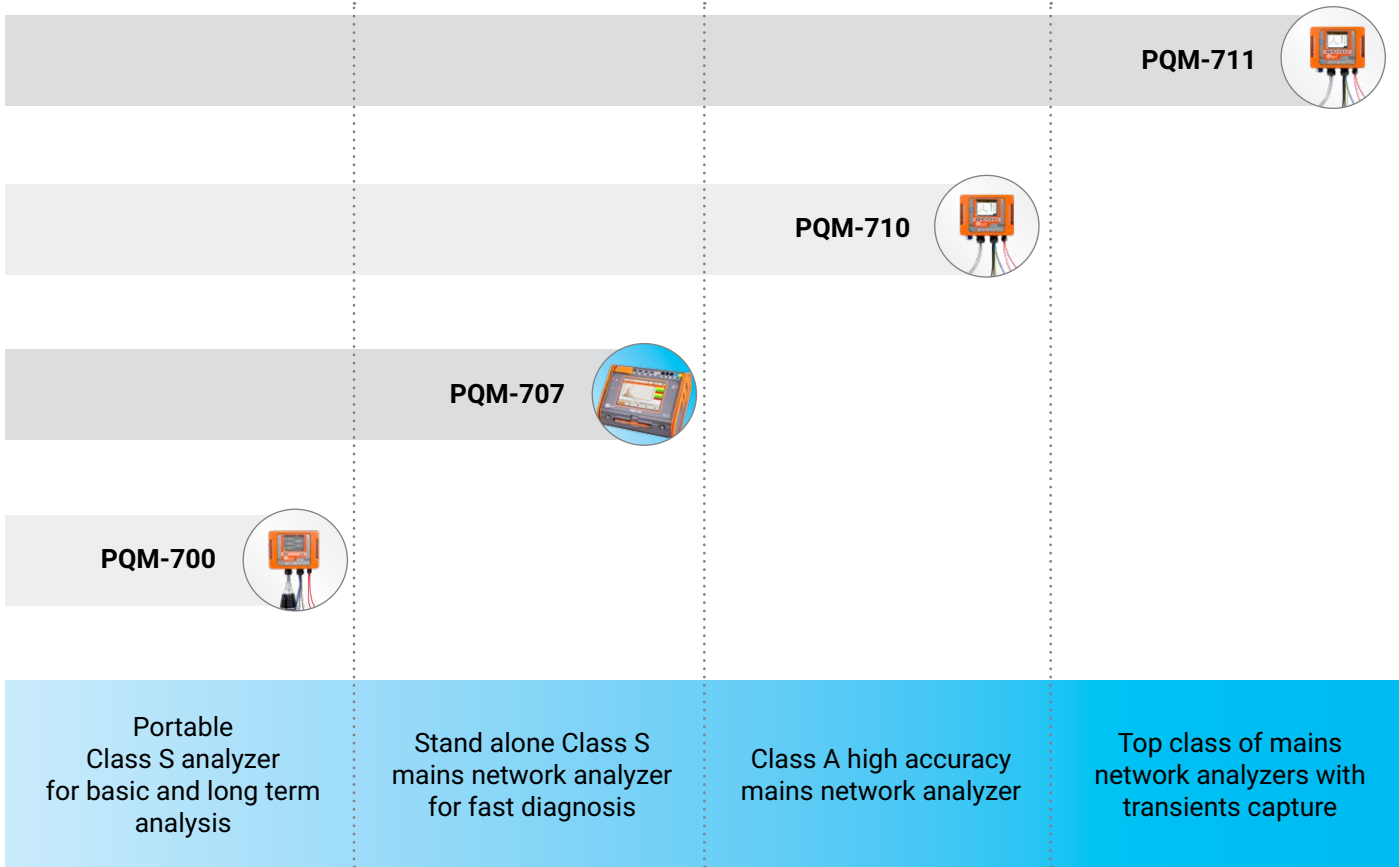
**Cover with a
magnetic strip
(universal)**

WAPOZUCH8



**Calibration
certificate with
accreditation**





Get to know the instrument before buying

www.sonel.com

Expand your capabilities with additional accessories